SECTIUNE TRANSVERSALA C–C / CROSS SCTION C–C

Sc. 1:100

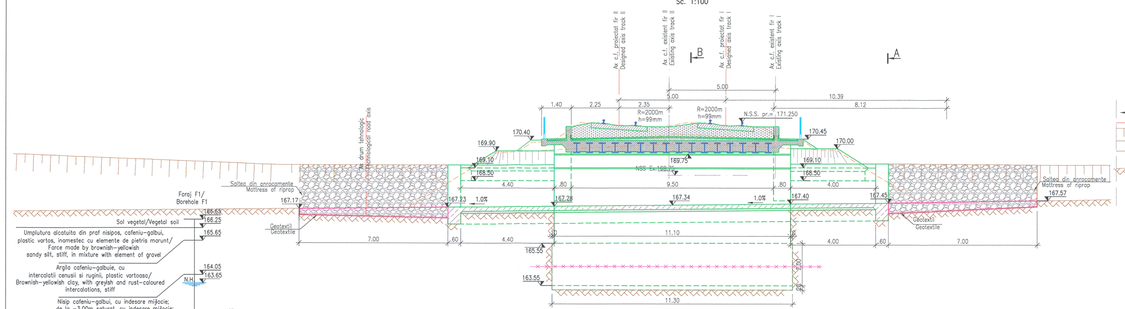

NOTA:

1. Prezentul plan s-a întocmit în baza următoarelor date:
   - studii topografice;
   - studii geotehnice;
   - date culese pe teren.
2. Pentru execuţia podului se vor executa următoarele lucrări:
   - executia unei suprastructuri noi;
   - executie infrastructuri noi;
   - suprastructura este de tip grinzi metalice înglobate în beton tip HEM 450 cu înălţimea de construcţie de 1.40m şi deschiderea de 8.00m;
   - curăţarea, calibrarea şi pereerea albiei amonte şi avalˌ;
   - impermeabilizarea suprafeţelor din beton vizibile.
3. La execuţie se vor respecta cu stricteţe prevederile din:
   - Codul de practica pentru executarea lucrarilor din beton, beton armat si beton precomprimat, indicativ NE 012;
   - Codul de practica pentru executarea elementelor prefabricate din beton, beton armat si beton precomprimat, indicativ NE 013–2002;
   - Normativul pentru verificarea calitatii si receptia lucrarilor de constructii aferente, indicativ C56–85
   - Caietul de sarcini.
4. Conform H.G. 766/1997 lucrarea se încadreaza în categoria "B" a constructiilor de importanta deosebita.
5. Proiectul va fi verificat de verificatori atestati MLPAT la exigentele A4, B.2 si D.2.

NOTE:

1. The plan was prepared based on the following data:
   - topographic studyˌ
   - geo–technical studyˌ
   - data collected from the site.
2. For the bridge execution, the following works will be executed:
   - execution of a new bridgeˌ
   - execution of the new infrastructure;
   - the suprastructure is of type metallic girders embedded in concrete, type HEM 450, having the height system of 1.40m and the span of 8.00m;
   - cleaning and calibration of the upstream and downstream riverbedˌ
   - coating of visible concrete surfaces.
3. During execution, there will be strictly observed the provisions of:
   - Code of practice concerning the execution of the works made of concrete, reinforced concrete and pre–stressed concrete, indicative NE 012;
   - Code of practice concerning the execution of the pre–cast elements made of concrete, reinforced concrete and pre–stressed concrete, indicative NE 013–2002;
   - Normative for the time checking the quality and taking over of the afferent construction works, indicative C56–85
   - Technical Specifications.
4. Complying with H.G. 766/1997 this structure belongs to category "B" of importance.
5. The project will be verified at A4, B.2 and D.2 requirements.

OBSERVATE:
1.Pe toate suprafetele din beton în contact cu pamantul se vor aplica 2 straturi de emulsie din bitum fierbut.
2.Protectia betonului o obie se va executa cu rosturi conform C.S.

ATTENTION:
1.All concrete surfaces in contact with soil will be coated with 2 bituminous layers.
2.The concrete protection of the riverbed will be executed with joints according with technical specifications.

NOTA:
Pentru trasarea lucrarilor se vor folosi co repere intersectio în plan o axelor liniilor c.f. proiectate cu axul oblei iar co repere de nivel cota NSS(Dep.) 171.25m.

NOTE:
For setting out the works, the intersection of designed axes of the railway lines with the riverbed axis will be utilised co reference marks in plan and the NSS(Dep.)(top of the rail) of 171.25m.

CONVOI DE CALCUL UIC71
CALCULATION CONVOY UIC71

LEGENDA BETOANELOR/CONCRETE LEGEND conform NE 012–1:2007/SR EN 206–1

- BETON C30/37 – Clase de expunere XC3+XF1, agregate Dmax 22
  DALA DE BETON/CONCRETE SLAB
- BETON C25/30 – Clase de expunere XC2+XF1+XA1, agregate Dmax 22.
  FUNDARI DIRECTE/CAP PILES AND DIRECT FOUNDATIONS
- BETON C25/30 – BETON C25/30 – Clase de expunere XC4+XF3, agregate Dmax 22.
  ELEVATIA INFRASTRUCTURI/INFRASTRUCTURE ELEVATION
- BETON C25/30 – Clase de expunere XC4+XF1+XM1, agregate Dmax 16.
  SAPA DE PROTECTIE A HIDROIZOLATIEI SI PREDALE
  WATERPROOFING PROTECTION AND PRESLABS
- BETON C25/30 – Clase de expunere XC4+XF3+XA1, agregate Dmax 22.
  ARIPI, SYERI DE CON, PEREI SI SCARI DE ACCES
  WINGS, QUARTER CONE, PITCHING AND ACCESS STAIRS
- BETON C16/20 – Clase de expunere X0+XF3, agregate Dmax16
  DRENI, BETON DE PANTA, DE ICALZARE
  DRAINAGE, SLOPE, LEAN CONCRETE

SECTIUNE A–A / SECTION A–A

Sc. 1:100

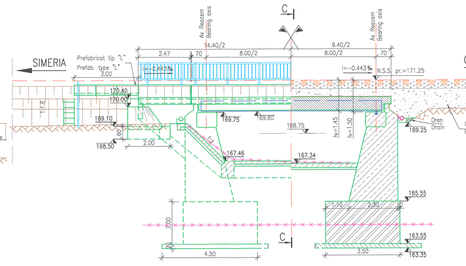

SECTIUNE B–B / SECTION B–B

Sc. 1:100

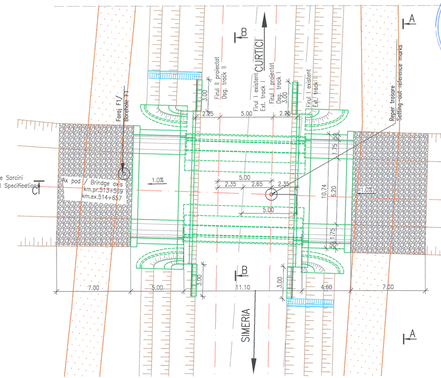

PLANUR DETALII GENERALE / GENERAL DRAWING DETAILS										
HIDROIZOLATIE SI ACOPERIRI DE ROSTURI	P	T	0	2	0	2	0	0	P	0 1 9
WATERPROFFING AND EXPANSION JOINTS										
SISTEM DE DRENARE POD/R	P	T	0	2	0	2	0	0	P	0 2 0
BRIDGE DRAINAGE SYSTEM										
ELEMENT PREFABRICAT TIP L	P	T	0	2	0	2	0	0	P	0 2 1
PREFABRICATED ELEMENT TYPE L										
SCARA DE ACCES SI BALUSTRADA METALICA	P	T	0	2	0	2	0	0	P	0 2 2
ACCESS STAIRS AND METALLIC BALUSTRADE										
FUNDATIE PREFABRICATA PENTRU PODURI PROVIZORI	P	T	0	2	0	2	0	0	P	0 2 3
PREFABRICATED FOUNDATION FOR TEMPORARY BRIDGES										
PARAPET METALIC PENTRU PODURI DE BETON	P	T	0	2	0	2	0	0	P	0 2 4
METALLIC HANDRAIL FOR CONCRETE BRIDGES										

Prezentul plan anuleaza si inlocuieste versiunea anterioara
This plan cancels and replaces previous version

Verificator / Expert Checker / Expert	Cerinta Requirement	Semnatura Signature	Referat / Expertiza Report / Expertise

European Investment Bank

MINISTERUL TRANSPORTURILOR

BENEFICIAR / BENEFICIARY :

CFR

COMPANIA NAŢIONALĂ DE CĂI FERATE "CFR" SA

PROIECTANT / DESIGNER: PÖYRY			Data Date	Semnatura Signature
Aprobat Approved	Sef de echipa Team leader	C. Teodorescu	01.2013	
Verificat Checked	Expert Cheie Key Expert	R. Tudorascu	01.2013	
Subcontractant / Subcontractor VIOTOP				
Aprobat Approved	Adjunct Sef de echipa Deputy Team leader	A.M. Baicu	01.2013	
Proiectat Designed	Inginer Engineer	T. Nicolaescu	01.2013	

"Reabilitarea liniei c.f. Frontier à - Curtici - Simeria , parte componentă a coridorului IV Pan - European pentru circula ţia trenurilor cu viteză maximă de 160 km/h"
Tronsonul 2-C : cap Y Iteu - cap Y Gurasada

"Rehabilitation of the Railway Line Border - Curtici - Simeria , component Part of the IV Pan - European Corridor for the Trains Circulation with maximum speed of 160 km/h"
Section 2-C : end Y Iteu - end Y Gurasada

Project 9i 35311.1

Faza / Phase: PTH+CS / TD+TS

Denumire desen / Drawing name:

DISPOZITIE GENERALA/GENERAL LAYOUT
POD /BRIDGE KM pr.513+569 KM ex. 514+657

Scara / Scale	Revizia / Revision	Cod desen / Drawing Code	Nr / No
1:100 1:200	1 / 04.2013	PT.02.02.18.PO.03.03	03